

## Yazoo County High School

Yazoo County School District

191 PANTHER DRIVE  
Yazoo City, MS 39194

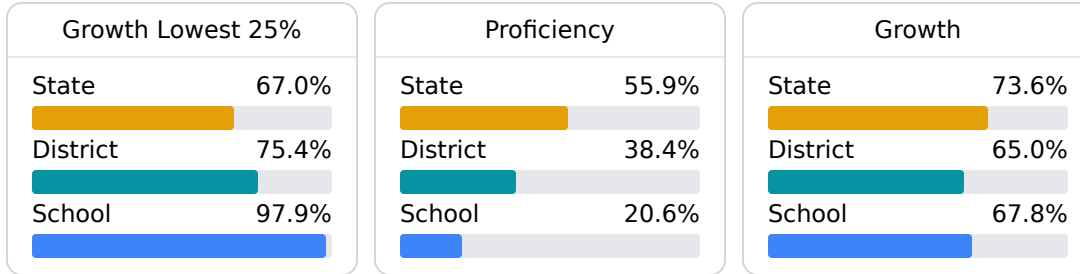
James Arrington  
james.arrington@yazoo.k12.ms.us

### School Accountability Grade Components

Mississippi's accountability system assigns "A" through "F" letter grades for schools and districts. Grades are based on student achievement, student growth, student participation in testing, and other academic measures.

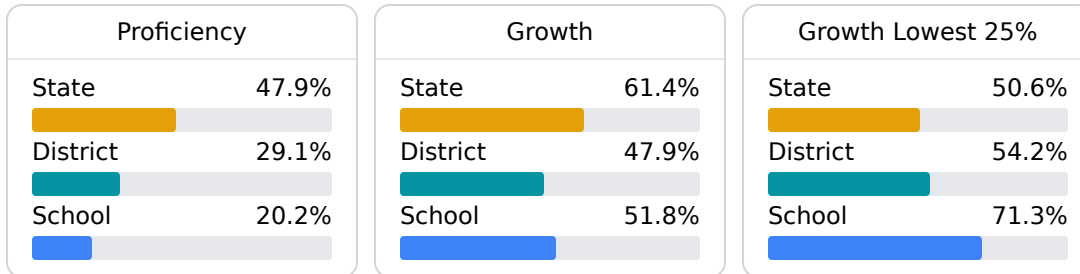
#### Math

Measurements of student performance on the statewide math assessment.



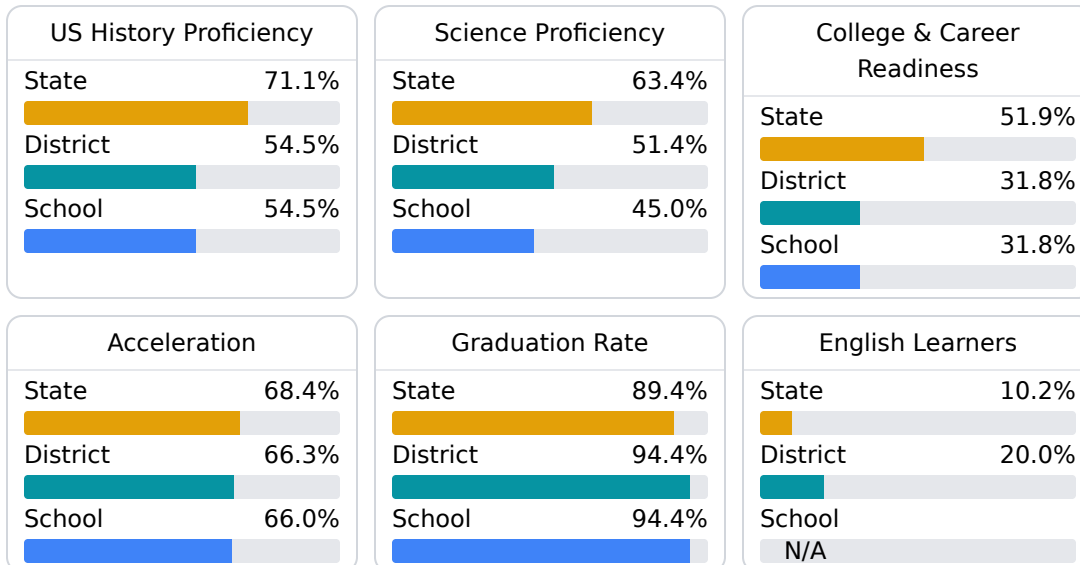
#### English

Measurements of student performance on the statewide English language arts (ELA) assessment.



#### Other Measures

Other measurements of student performance that factor into the accountability grade.



### Teacher Data

37.7

Teachers



67.0%

Experienced Teachers

3.8%

Provisional Teachers

95.3%

In-Field Teachers

## Detailed Assessment and Other Data

### Student Performance

The following information shows each level of student performance on statewide assessments.

#### Math

Level 1	Level 2	Level 3	Level 4	Level 5
State 0-10%	State 11-20%	State 21-30%	State 31-40%	State 11-20%
District 0-10%	District 11-20%	District 31-40%	District 31-40%	District 0-10%
School N/A	School 10.6%	School 37.7%	School 44.7%	School 7.1%
Minimal	Basic	Passing	Proficient	Advanced

#### English

Level 1	Level 2	Level 3	Level 4	Level 5
State 9.1%	State 17.9%	State 27.3%	State 28.8%	State 16.9%
District 11.3%	District 27.5%	District 34.1%	District 21.1%	District 6.1%
School 18.8%	School 34.6%	School 30.8%	School 9.8%	School 6.0%
Minimal	Basic	Passing	Proficient	Advanced

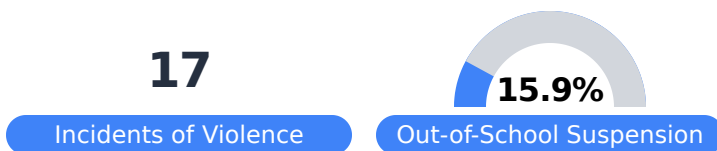
#### Science

Level 1	Level 2	Level 3	Level 4	Level 5
State 11.2%	State 11.0%	State 19.5%	State 34.8%	State 23.5%
District 15.7%	District 13.9%	District 21.0%	District 39.0%	District 10.5%
School 23.5%	School 16.5%	School 18.3%	School 32.2%	School 9.6%
Minimal	Basic	Passing	Proficient	Advanced

## Student Assessment Participation



## Discipline



## Other Data

